



Kentucky High School Athletic Association

2280 Executive Drive ° Lexington, KY 40505 ° www.khsaa.org ° (859)299-5472 (859)293-5999 (fax)

MEMORANDUM

To: Superintendent, Principal, and Athletic Director
Woodford County High School

From: Brigid L. DeVries, Commissioner
Larry Boucher, Assistant Commissioner


Date: June 6, 2007

Subject: 2006-2007 Title IX Annual Report Forms Submission

Enclosed please find a copy of Form T-65, the 2006-2007 KHSAA Title IX Annual Report Submission Status Report. In addition, you may find an attachment with corrected copies of the forms submitted by your school personnel. Please review this information so the forms can be completed accurately in the future.

Also, KHSAA Audit Team Members may have requested resubmission of some of the 2006-2007 Annual Report Forms or need additional information on your athletic programs. Please submit this information by the date requested if this is applicable. Copies and all KHSAA Title IX documents must be kept current and included in your permanent Title IX File at the school. All documents are subject to Open Records Requests.

Should you need any further information, please do not hesitate to call anytime.



**KHSAA TITLE IX
ANNUAL REPORT SUBMISSION
STATUS REPORT**

KHSAA
Form T65
Revised5/07

2006-2007

TO: KHSAA Member School Superintendents, Principals, and Athletic Directors

FROM: Brigid L. DeVries, Commissioner
Larry Boucher, Assistant Commissioner

DATE: June 5, 2007

School	Woodford County High School	Reviewed by: Martha Mullins
--------	-----------------------------	-----------------------------

The following is a status report regarding the required 2006 - 2007 Title IX Annual Report submission of forms due into the KHSAA office by April 15, 2007. Appropriate KHSAA Audit Team personnel have reviewed these forms and the following is a summary of this review.

I. Checklist of Forms properly submitted in a satisfactory manner:

X	GE 19 (Annual Verification)	X	T-35 (Budget Expenses)
X	T-1 (Summary Program Chart 1)	X	T-36 (Budget Expenses)
X	T-2 (Summary Program Chart 2)	X	T-41 (Checklist – Overall Interscholastic Program)
X	T-3 (Summary Program Chart 3)	X	T-60 (Corrective Action Plan)
X	T-4 (Summary Program Chart 4)	N/A	T-63 (Interscholastic Survey Results) Not required in 2006-07

II. Status

A.	X	2006 -- 2007 Forms are satisfactory and no further information or action is necessary at this time.
B.		Errors have been noted with respect to the following forms:
C.		The following forms were omitted and must be submitted by school representatives:
D.	X	Other Recommendation and Comments: Please submit a copy of the school's policy on awards by June 15, 2007.



**KENTUCKY HIGH SCHOOL ATHLETIC ASSOCIATION
2006-2007 ANNUAL VERIFICATION OF TITLE IX PROCEDURES**

*KHSAA Form GE19
Rev.10/06*

(To be submitted by April 15, 2007 along with other required forms)

The Woodford County High School, Versailles, Kentucky
(Name of High School) (City)

certifies to the Kentucky High School Athletic Association that the following is an accurate and true representation of the facts surrounding compliance with 20 U.S.C. Sections 1681-1688, et. Seq. (also known as Title IX)

I certify the following provisions in accordance with records at the school contained in the permanent Title IX file, at least one copy of which must be maintained in the Principal's office, and to the best of my knowledge have completed the following tasks (All boxes must be checked).

Established a gender equity committee at the high school. (list committee personnel and provide attachment if necessary)

Name	Address	Phone	Title
(Supt., Principal, Student, Parent, Coach, Etc.)			

See Attached Sheet

Scheduled a minimum of three meetings during the 2006-2007 school year on the following dates:

8-8-2006
11-8-2006
3-21-2007

Designated the following person(s) as the Title IX coordinator for the school:

<u>Bob Gibson</u>	<u>Associate Principal/Athletic Director</u>	<u>WCHS 180 Frankfort St.</u>	<u>859-873-5434 ext 225</u>
Name	Title	Address	Phone

Designated the following person(s) as the Title IX coordinator for the district:

<u>Betty Luckett</u>	<u>Assistant Superintendent</u>	<u>WCBE 330 Pisgah Pike, Versailles</u>	<u>859-873-4701</u>
Name	Title	Address	Phone

School personnel are continuing to make periodic reviews of the boys' and girls' athletics program reflected in the Corrective Action Plan.

In addition to the above information, the above referenced school maintains a complete permanent file relative to Title IX records including copies of the self-assessment audit, all corrective action plans, and other related materials.

[Signature] 3-23-2007
Principal's Signature Date

[Signature] [Signature]
Superintendent Signature School Board Chairpersons' Signature

(Send original copy to KHSAA - Maintain duplicate in Title IX school folder)

WCCHS Title IX Gender Equity Committee

Name	Address	Phone #	Title
Betty Luckett	WCPS, 330 Pisgah Pike, Versailles, KY 40383	873-4701	DPP/District Title IX Coordinator
Paul Stahler	WCPS, 330 Pisgah Pike, Versailles, KY 40383	873-4701	Superintendent
Rob Akers	WCCHS, 180 Frankfort Street, Versailles, KY 40383	873-5434	Principal
Bob Gibson	WCCHS, 180 Frankfort Street, Versailles, KY 40383	873-5434	Athletic Director & Assistant Principal
Joe Carr	WCCHS, 180 Frankfort Street, Versailles, KY 40383	873-5434	Wrestling Coach
Walker Terhune	WCCHS, 180 Frankfort Street, Versailles, KY 40383	873-5434	Trainer
Jay Lucas	WCCHS, 180 Frankfort Street, Versailles, KY 40383	873-5434	Girls Basketball and Baseball
Bethany Smith	WCCHS, 180 Frankfort Street, Versailles, KY 40383	873-5434	Cheerleading
Chavi Muniz	WCCHS, 180 Frankfort Street, Versailles, KY 40383	873-5434	Track and Cross Country
Chris Tracy	WCCHS, 180 Frankfort Street, Versailles, KY 40383	873-5434	Football
Stephon Brown	WCCHS, 180 Frankfort Street, Versailles, KY 40383	873-5434	Softball
Willie Wilson	WCCHS, 180 Frankfort Street, Versailles, KY 40383	873-5434	Boys Soccer
Jim Tussey	WCCHS, 180 Frankfort Street, Versailles, KY 40383	873-5434	Girls Soccer
Susan Carey	WCCHS, 180 Frankfort Street, Versailles, KY 40383	873-5434	Swimming
Stan Watts	WCCHS, 180 Frankfort Street, Versailles, KY 40383	873-5434	Tennis and Golf
Genny Ledbetter	WCCHS, 180 Frankfort Street, Versailles, KY 40383	873-5434	Volleyball
Joe Carr, Jr.	WCCHS, 180 Frankfort Street, Versailles, KY 40383	873-5434	Wrestling
Tracy Sobolewski	205 Stourbridge, Versailles, KY 40383	879-1859	Booster Club President and Parent

2006-2007
ACCOMMODATION OF INTERESTS AND ABILITIES
SUMMARY PROGRAM CHART 1

KHSAA
 Form T1
 Rev.10/06

Participation Opportunities Test One

		(Column 1)	(Column 2)	(Column 3)	(Column 4)
	Program	Enrollment	Percentage of Total Enrollment	Number of Interscholastic Participants (double and triple count)	Percentage of Total Participation
Row 1	GIRLS	615	52%	261	37% (49%)**
Row 2	BOYS	579	48%	436 (270)**	63% (51%)**
Row 3	Totals	1194	100%	697 (531)**	100%


Instructions: **Number in () indicates without football.

*Number of 8th grade students & below used in Column 3 and Column 4 calculations if applicable: 25

- Determine the total number of girls enrolled, (place in Row 1, Column 1). Determine the total number of boys enrolled, (place in Row 2, Column 1).
- Add the total number of girls and boys enrolled to determine total enrollment, (place in Row 3, Column 1).
- Calculate the percentage of total enrollment that is female. (Divide Row 1, Column 1 by Row 3, Column 1 and place in Row 1, Column 2.) Calculate the percentage of total enrollment that is male. (Divide Row 2, Column 1 by Row 3, Column 1 and place in Row 2, Column 2.) Note: Row 1, Column 2 plus Row 2, Column 2 should total 100%.
- Ask the head coaches to review the most updated eligibility or squad lists for their teams. Ask coaches to confirm the names of those individuals who are on the team as of the first **date of regular season competition**, and cross out the names of those who were cut from the team or quit the team prior to the first regular season competitive event. Determine the total number of interscholastic athletics participants that are girls, (and place in Row 1, Column 3). In order to determine the total number of athletics participants, an individual should be counted each time he or she participates on a team. For example, if Jane Doe competes on the varsity volleyball team, the junior varsity volleyball team, the junior varsity basketball team, and the varsity softball team, she should be counted as four participants (**do not include club or intramural sports participants, cheerleaders, dance teams, or pom squads**). Calculate the same way for boys and girls. * In addition, should 8th grade students and below play on a Freshman, Junior Varsity, or Varsity team, they should also be counted for each team and sport on which they participate. If applicable, please asterisk the above notation as to how many 8th grade students & below are included in the totals.

Using the same procedure, determine the total number of interscholastic athletic participants that are boys, (and place in Row 2, Column 3). Add Row 1, Column 3 plus Row 2, Column 3 to get total participants and place in Row 3, Column 3.
- Calculate the percentage of female participation. (Row 1, Column 3 divided by Row 3, Column 3 and place in Row 1, Column 4.) Calculate the percentage of male participation. (Row 2, Column 3 divided by Row 3, Column 3 and place in Row 2, Column 4.) Note: Row 1, Column 4 plus Row 2, Column 4 should total 100%.

Note: While being within three percent is not a formal compliance standard; if the percent listed in Row 1, Column 4 is within 3% of Row 1, Column 2, then it provides a good target within which compliance is likely.

Principal's Signature:  Date: 3-23-07

**ACCOMMODATION OF INTERESTS AND ABILITIES
SUMMARY PROGRAM CHART 2**

Participation Opportunities Test Two

			Column 1	Column 2	Column 3	Column 4	Column 5
Program			Number of Teams Currently Offered	Number of Participants	Number of Teams Added Since the beginning of the 2002-2003 School Year	Number of Participants Added Since the beginning of the 2002-2003 School Year	Percent of Total Participation By Sex Added Since the beginning of the 2002-2003 School Year
GIRLS	Row 1	varsity:	9	183	0	0	
	Row 2	j.v.:	4	59	0	0	
	Row 3	frosh:	2	19	0	0	
	Row 4	total:	15	261	0	0	0%
BOYS	Row 5	varsity:	10	283	0	0	
	Row 6	j.v.:	5	113	0	0	
	Row 7	frosh:	2	40	0	0	
	Row 8	total:	17	436	0	0	0%

- 1) For Column 1, list the number of interscholastic teams offered for girls and boys at each competitive level (varsity, junior varsity, and freshman). For girls, total each of the entries in Rows 1, 2, and 3 into Row 4. For boys, total Rows 5, 6, and 7 into Row 8.
- 2) For Column 2, list the number of participants at each level. For girls, total each of the entries in Rows 1, 2, and 3 into Row 4. For boys, total Rows 5, 6, and 7 into Row 8. **Note:** The totals in Row 4 for girls and in Row 8 for boys must be the same as the totals in Form T-1, Column 3, Rows 1 and 2 respectively.
- 3) For Column 3, list the number of interscholastic teams that have been added in the last five years at each competitive level. Count each team added during the 5 year period only one time. e.g. Girl's junior varsity soccer was added 3 years ago, count the team only once, not 3 times. For girls, total the entries in Rows 1, 2, and 3 into Row 4. For boys, total Rows 5, 6, and 7 into Row 8.
- 4) For Column 4, list the number of participants that are currently on each level of the teams that were added in the last five years. If a team was added previously but no longer exists, there are no current participants to be added for that team. For girls, total the entries in Rows 1, 2, and 3 into Row 4. For boys, total Rows 5, 6, and 7 into Row 8.
- 5) For Column 5, calculate the percentage of participants that have been added in the last five years. For girls, take the number in Column 4, Row 4 and divide by the number in Column 2, Row 4. For boys, take the number in Column 4, Row 8 and divide it by the number in Column 2, Row 8.

Note: If the percentage of current participants added in the last five years is 25% or greater, compliance with Test Two may be possible. If less than 25%, then compliance with Test Three should be analyzed. **CAUTION:** 25% is not a formal compliance standard.

Principal's Signature:  Date: 3-23-07


**2006-2007
ACTUAL EXPENDITURES - PROGRAM COMPARISON CHART 1
TO INCLUDE BOOSTER CLUB FUNDING**

	equipment and supplies		travel		awards		coaches' salaries (to include supplemental and extended employment; dollar amount required)		facilities improvements		publications (if sport-specific)	
	School	Booster	School	Booster	School	Booster	School	# of Coaches	School	Booster	School	Booster
G basketball	\$10,626	\$2849	\$4841	0	\$2599	\$0	\$10,500	3	See	Attached	No	Specific
B basketball	\$4,476	\$842	\$4649	0	\$37	\$363	\$11,000	3	sheet		Publica-	tions
G softball	\$647	\$2839	\$2955	0	\$239	\$0	\$4000	2				
B baseball	\$10,048	\$1500	\$3048	0	\$593	\$0	\$5000	2				
G cross country	\$1,993	\$244	\$1500	0	\$1545	\$0	\$1750	1				
B cross country	\$1,993	\$244	\$1500	0	\$1545	\$0	\$1750	1				
G golf	\$689	\$3407	\$375	0	\$314	\$0	\$2125	1				
B golf	\$689	\$3407	\$375	0	\$314	\$0	\$2125	1				
G soccer	\$1207	\$13,694	\$3570	0	\$377	\$0	\$7500	2				
B soccer	\$11,892	\$6792	\$1195	0	\$474	\$0	\$8000	2				
G swimming	0	\$12,740	\$996	0	\$0	\$531	\$2500	1.5				
B swimming	0	\$12,740	\$996	0	\$0	\$531	\$2500	1.5				

1. Total expenditures on T-35 and T-36 on the 2006-2007 year report due by April 15, 2007, should reflect the total monies spent (rounded off to nearest hundred) for the entire school year of 2005-2006 ending June 30, 2006.

2. Booster Club Funding/Contributions must be included in the above expenditures total. (Note: It is illegal for coaches to be paid by Booster Clubs Reference KHSAA Bylaw 27)

Principal's Signature: _____



Date: 3-23-07

Handwritten notes at the bottom of the page: 3/4/07, 21,367, 10,680, 20,187, 7,032, 6,910, 6,910, 2,348, 2,348, 12,553, 12,767, 16,727

**2006-2007
ACTUAL EXPENDITURES - PROGRAM COMPARISON CHART 2
TO INCLUDE BOOSTER CLUB FUNDING**

	equipment and supplies		travel		awards		coaches' salaries (to include supplemental and extended employment; dollar amount required)		facilities improvements		publications (if sport-specific)	
	School	Booster	School	Booster	School	Booster	School	# of Coaches	School	Booster	School	Booster
G track	\$400	\$2,336	\$1,885	\$0	\$0	\$599	\$2,750	1.5	See	Attached	No	Specific
B track	\$400	\$2,336	\$1,885	\$0	\$0	\$0	\$2,750	1.5	sheet		Publica-	tions
G tennis	\$624	\$208	\$244	\$0	\$567	\$0	\$2,250	1				
B tennis	\$624	\$208	\$244	\$0	\$567	\$0	\$2,250	1				
G volleyball	\$4,079	\$602	\$2,507	\$0	\$757	\$0	\$4,000	2				
B wrestling	\$1,375	\$38	\$3,894	\$0	\$2,468	\$0	\$10,500	2				
G (list sport)												
B football	\$24,186	\$5,280	\$2,568	\$0	\$1,387	\$540	\$15,500	6				
G (list sport)												
B (list sport)												

1. Total expenditures on T-35 and T-36 on the 2006-2007 year report due by April 15, 2007, should reflect the total monies spent (rounded off to nearest hundred) for the entire school year of 2005-2006 ending June 30, 2006.

2. Booster Club Funding/Contributions must be included in the above expenditures totals. Indicate percentage of total expenditures for each gender: (If disparities are obvious, list on your Corrective Action Plan (T-60) what action you will take to correct the problem).

Gender	Expenditures	Percentage	Partic. Portion	PER ATHLETE
Boys	\$179,615 (**\$130,154)	59% (**\$1%)	63%	\$412
Girls	\$122,960	41% (**49%)	37%	\$471
Total:	\$302,575 (**\$253,114)	100%		

** Number in () indicates without football

Principal's Signature: _____



Date: 3-23-07

Handwritten notes at bottom of page: 1792, 1792, 3893, 3893, 11,945, 18275, 497461

BUDGET INFORMATION ON FACILITIES IMPROVEMENTS

The Woodford County Board of Education pays for all facility improvements on a needs basis. Every year they pay thousands of dollars to maintain the softball, baseball, football, and soccer fields. This maintenance is in the form of grass seed, mowing, aerating, chalking, etc. Their funding also includes items such as sealing the basketball floor, track, and building storage areas at the sports facilities. All of these items are improved when needed. It is possible that the school is responsible for large expenses one year and very few the next. Lastly, the Board pays a rental fee for the exclusive use of the swimming pool at Fallings Springs for swim practices and meets.

BUDGET EXPLANATION ON TRAVEL EXPENDITURES

The reason the Girls soccer travel expenditures were much higher than the boys is due to post season play. The wrestling team competes in many meets which are far away, including some out of state tournaments. This causes them to spend more money than the Volleyball team for their in state tournaments.

BUDGET EXPLANATION FOR EQUIPMENT EXPENDITURES

The reason the Girls Basketball team spent significantly more money than the Boys Basketball team is due to purchasing three sets of new uniforms. The Boys Baseball team spent more than the Girls Softball team because they purchased 30 sets of new uniforms. Girls Volleyball spent more in equipment than Boys Wrestling because they purchased a new set of uniforms. Uniforms are purchased on a rotating basis. The Boys Soccer team spent more than the girls team due to purchasing gear for the next season at discounted prices at the end of the current school year.

BUDGET EXPLANATION FOR AWARDS EXPENDITURES

The reason the Boys Wrestling team spent more money on their banquet and awards than the Girls Volleyball team is due to the number of people they had to feed and it was a catered meal. The Girls Basketball team awards expenditures were greater than the boys due to their banquet at Midway College and paying for a prepared meal versus a pot luck meal.

BUDGET EXPLANATION OF TOTAL EXPENDITURE PERCENTAGE

The total expenditures on boys and girls programs shows a percentage breakdown of 59% spent on all boys programs and 41% spent on all girls programs. While the margin may seem extensive, when the budget and percentages are recounted without the cost of football the numbers are significantly more comparable. The total expenditures without football is as follows:

Girls Programs spent:	\$122,960.00	49%
Boys Programs spent:	<u>\$130,154.00</u>	51%
Total Spent:	\$253,114.00	100%

WCHS Athletic Budget Accounts for 2005-06

Athletic Team	Beginning School Balance	School Expenses		School Misc. Expenses		School Officials Expense		School Awards Expense		School Deposits		Transportation Expenses		Transportation Board Alloc.		Boosters Beginning Bal.		Boosters Equip/Misc Expenses		Boosters Awards Expenses		Boosters Deposits		Ending Balance
		Expenses	Misc. Expenses	Expense	Expense	Expense	Deposits	Expenses	Board Alloc.	Expenses	Expenses	Expenses	Expenses	Expenses	Expenses	Expenses	Expenses	Expenses	Expenses	Expenses	Expenses	Expenses		
Girls Basketball	\$ -	\$ 10,626.09	\$ 701.00	\$ 3,890.00	\$ 2,598.60	\$ 19,165.05	\$ 5,927.65	\$ 1,357.08	\$ 612.68	\$ 2,849.38	\$ -	\$ 7,532.50	\$ 2,194.59											
Boys Basketball	\$ 4,393.16	\$ 4,476.38	\$ 414.00	\$ 4,240.00	\$ 36.95	\$ 11,666.61	\$ 6,547.74	\$ 1,357.08	\$ 1,790.21	\$ 842.49	\$ 363.00	\$ 2,289.19	\$ 4,565.69											
Softball	\$ -	\$ 647.24	\$ 1,872.25	\$ 1,530.00	\$ 239.06	\$ 5,421.62	\$ 2,956.38	\$ 1,811.16	\$ 676.90	\$ 2,839.39	\$ -	\$ 4,298.44	\$ 2,124.80											
Baseball	\$ 3,650.03	\$ 10,048.20	\$ 475.00	\$ 4,795.00	\$ 592.63	\$ 8,551.17	\$ 3,048.32	\$ 1,811.16	\$ 1,641.44	\$ 1,500.00	\$ -	\$ 1,725.60	\$ (3,079.75)											
Cross Country	\$ 4,368.54	\$ 3,984.94	\$ 1,290.00	\$ 100.00	\$ 3,090.00	\$ 8,120.14	\$ 3,000.70	\$ 904.72	\$ 1,481.72	\$ 487.95	\$ -	\$ 426.50	\$ 3,348.03											
Golf	\$ -	\$ 1,378.28	\$ 2,150.00	\$ -	\$ 627.50	\$ 730.00	\$ 749.58	\$ 679.40	\$ 4,597.54	\$ 6,814.15	\$ -	\$ 4,589.00	\$ (1,183.57)											
Girls Soccer	\$ 2,289.32	\$ 1,206.60	\$ 300.00	\$ 2,022.00	\$ 377.00	\$ 6,887.79	\$ 3,696.64	\$ 904.72	\$ 11,559.67	\$ 13,693.96	\$ -	\$ 6,642.77	\$ 6,998.07											
Boys Soccer	\$ 8,999.25	\$ 11,882.20	\$ 514.99	\$ 2,480.00	\$ 473.86	\$ 11,228.15	\$ 1,488.60	\$ 904.72	\$ 8,813.33	\$ 6,791.66	\$ -	\$ 1,621.09	\$ 7,915.23											
Swimming/Diving	\$ 753.34	\$ -	\$ 797.69	\$ -	\$ -	\$ 2,410.00	\$ 1,990.98	\$ 904.72	\$ 10,236.23	\$ 25,478.74	\$ 1,062.38	\$ 17,335.06	\$ 2,309.56											
Track	\$ 859.72	\$ 799.00	\$ 1,510.61	\$ 500.00	\$ -	\$ 5,997.63	\$ 3,771.54	\$ 1,358.80	\$ 2,831.67	\$ 4,672.82	\$ 1,198.59	\$ 1,522.50	\$ 117.76											
Tennis	\$ -	\$ 1,247.51	\$ 559.35	\$ -	\$ 1,138.03	\$ 2,941.89	\$ 488.44	\$ 679.40	\$ 1,029.43	\$ 416.00	\$ -	\$ -	\$ 803.39											
Volleyball	\$ 2,842.95	\$ 4,079.40	\$ 610.00	\$ 2,194.00	\$ 757.00	\$ 7,488.76	\$ 2,728.72	\$ 1,811.16	\$ 1,047.61	\$ 802.87	\$ -	\$ -	\$ 2,218.49											
Wrestling	\$ -	\$ 1,375.40	\$ 2,853.91	\$ 2,072.21	\$ 2,468.90	\$ 10,760.00	\$ 4,205.58	\$ 1,357.08	\$ 2,778.49	\$ 38.69	\$ -	\$ 1,139.00	\$ 3,019.88											
Football	\$ 7,198.53	\$ 24,186.23	\$ 4,247.65	\$ 4,865.00	\$ 1,387.10	\$ 61,196.76	\$ 5,602.23	\$ 452.36	\$ 8,758.36	\$ 5,280.36	\$ 540.00	\$ 8,694.36	\$ 40,191.80											
Cheerleading	\$ 778.00	\$ 3,208.20	\$ 2,596.97	\$ -	\$ 98.55	\$ 10,974.55	\$ 764.80	\$ 454.08	\$ 404.57	\$ 1,875.00	\$ -	\$ 1,850.10	\$ 5,917.78											
Dance	\$ 57.90	\$ -	\$ -	\$ -	\$ -	\$ 4,568.21	\$ 84.85	\$ 452.36	\$ 1,422.71	\$ 18,362.23	\$ -	\$ 17,376.85	\$ 5,430.95											
Total-Title IX	\$ 35,364.84	\$ 75,947.47	\$ 18,296.45	\$ 28,698.21	\$ 13,783.63	\$ 162,575.57	\$ 46,103.10	\$ 16,293.56	\$ 57,795.28	\$ 72,308.46	\$ 3,163.97	\$ 57,816.01	\$ 71,543.97											
Grand Total	\$ 36,200.74	\$ 79,155.67	\$ 20,893.42	\$ 28,698.21	\$ 13,882.18	\$ 178,118.33	\$ 46,952.75	\$ 17,200.00	\$ 59,622.56	\$ 92,545.69	\$ 3,163.97	\$ 77,042.86	\$ 82,892.70											

WCHS Title IX Report Numbers

	Total	Total	Total
	Equip/Misc. Expenses	Awards Expenses	Travel Expenses
Athletic Team	\$ 14,176.47	\$ 2,598.60	\$ 16,775.07
Girls Basketball	\$ 5,732.87	\$ 399.95	\$ 6,132.82
Boys Basketball	\$ 5,358.88	\$ 239.06	\$ 5,597.94
Softball	\$ 12,023.20	\$ 592.63	\$ 12,615.83
Baseball	\$ 5,762.89	\$ 3,090.00	\$ 8,852.89
Cross Country	\$ 10,342.43	\$ 627.50	\$ 10,969.93
Golf	\$ 15,200.56	\$ 377.00	\$ 15,577.56
Girls Soccer	\$ 19,198.85	\$ 473.86	\$ 19,672.71
Boys Soccer	\$ 26,276.43	\$ 1,062.38	\$ 27,338.81
Swimming/Diving	\$ 6,982.43	\$ 1,198.59	\$ 8,181.02
Track	\$ 2,222.86	\$ 1,135.03	\$ 3,357.89
Tennis	\$ 5,292.27	\$ 757.00	\$ 6,049.27
Volleyball	\$ 4,268.00	\$ 2,468.90	\$ 6,736.90
Wrestling	\$ 33,714.24	\$ 1,927.10	\$ 35,641.34
Football	\$ 65,821.70	\$ 7,528.41	\$ 73,350.11
Female Sport Total	\$ 100,730.68	\$ 9,419.19	\$ 110,149.87
Male Sport Total	\$ 65,821.70	\$ 7,528.41	\$ 73,350.11

* For Title IX report in school year 2006-07

WOODFORD COUNTY BOARD OF EDUCATION				
2006 - 2007				
WCHS ATHLETIC EXTRA DUTY SUPPLEMENT SCHEDULE				
*Coaches/Sponsors pay will be paid on a year for year basis for WCBE coaching experience.				
Teaching experience will be counted on 1/4 basis the first year coaching, 1/2 basis for the second year, and 3/4 basis for the third. Beginning the fourth year and upon the recommendation by the principal, teaching experience will be considered on the same basis as coaching experience.				
YEARS TEACHING AND/OR WOODFORD COUNTY BOARD OF EDUCATION				
PARAPROFESSIONAL EXPERIENCE*				
Years of Experience				
LEVEL A (HS)				
WCHS Athletic Director		4500	5500	6500
WCHS Football Coach				
WCHS Basketball Coach (B,G)				
WCHS Wrestling Coach				
WCHS Soccer Coach (B,G)				
LEVEL B (HS)				
WCHS Baseball Coach		3000	3500	4000
WCHS Softball Coach				
WCHS Track Coach (B/G)				
WCHS Volleyball Coach				
WCHS Cheerleading Coach				
WCHS Weight Room Coach				
LEVEL C (HS)				
WCHS Tennis Coach (B/G)		2000	2500	3000
WCHS Golf Coach (B/G)				
WCHS Cross Country Coach (B/G)				
WCHS Swimming Coach (B/G)				
WCHS Asst. Basketball Coach (2B,2G)				
WCHS Asst. Football Coach (5)				
WCHS Asst. Wrestling Coach (2)				
WCHS Asst. Soccer Coach (B,G)				
LEVEL D (HS)				
WCHS Asst. Baseball Coach		1000	1250	1500
WCHS Asst. Softball Coach				
WCHS Asst. Track Coach (B/G) (2)				
WCHS Asst. Volleyball Coach				
WCHS Asst. Cheerleading Coach (2)				
WCHS Asst. Crosscountry Coach (B/G)				
WCHS Asst. Swimming Coach (B/G)				
WCHS Asst. Tennis Coach (B/G)				
WCHS Asst. Golf Coach (B/G)				

WCHS Athletic Transportation Cost for the School Year 2005-06

Sport	Bus Expenses	Custodian Expenses	Total Spent	Budget	Amount Owed/Over	% Over/Under	Paid to Board
Football	\$ 2,568.68	\$ 3,033.55	\$ 5,602.23	\$ 452.36	\$ (5,149.87)	-1138%	\$ 5,149.87
Volleyball	\$ 2,507.60	\$ 221.12	\$ 2,728.72	\$ 1,811.16	\$ (917.56)	-51%	\$ 714.21
Golf	\$ 749.58		\$ 749.58	\$ 679.40	\$ (70.18)	-10%	\$ -
Cross Country	\$ 3,000.70		\$ 3,000.70	\$ 904.72	\$ (2,095.98)	-232%	\$ 2,095.98
Girls Soccer	\$ 3,569.91	\$ 126.73	\$ 3,696.64	\$ 904.72	\$ (2,791.92)	-309%	\$ 2,791.92
Boys Soccer	\$ 1,194.60	\$ 294.00	\$ 1,488.60	\$ 904.72	\$ (583.88)	-65%	\$ 583.88
Cheerleading	\$ 764.80		\$ 764.80	\$ 454.08	\$ (310.72)	-68%	\$ -
Dance	\$ 84.85		\$ 84.85	\$ 452.36	\$ 367.51	81%	\$ -
Girls Basketball	\$ 4,840.77	\$ 986.88	\$ 5,827.65	\$ 1,357.08	\$ (4,470.57)	-329%	\$ 4,470.57
Boys Basketball	\$ 4,648.78	\$ 1,898.96	\$ 6,547.74	\$ 1,357.08	\$ (5,190.66)	-382%	\$ 5,190.66
Swimming/Diving	\$ 1,990.98		\$ 1,990.98	\$ 904.72	\$ (1,086.26)	-120%	\$ 1,086.26
Wrestling	\$ 3,894.86	\$ 310.72	\$ 4,205.58	\$ 1,357.08	\$ (2,848.50)	-210%	\$ 2,848.50
Softball	\$ 2,955.38		\$ 2,955.38	\$ 1,811.16	\$ (1,144.22)	-63%	\$ 1,144.22
Baseball	\$ 3,048.32		\$ 3,048.32	\$ 1,811.16	\$ (1,237.16)	-68%	\$ 1,237.16
Tennis	\$ 489.44		\$ 489.44	\$ 679.40	\$ 189.96	28%	\$ -
Track	\$ 3,771.54		\$ 3,771.54	\$ 1,358.80	\$ (2,412.74)	-178%	\$ 2,412.74
Athletic Program	\$ 40,080.79	\$ 6,871.96	\$ 46,952.75	\$ 17,200.00	\$ (29,752.75)	-173%	\$ 29,725.97

SCHOOL NAME

2006-2007

TITLE IX

Woodford County High School

CORRECTIVE ACTION PLAN

DIRECTIONS:

1. For Column 1, indicate the intended area (Opportunities or Benefits) which needs corrective action in order to achieve gender equity. For Column 2, write the suggested change or activities that will correct the area in need of alteration. For Column 3, include the estimated completion date for the changes or activities.
2. It is possible to attain compliance with Title IX and no longer need "corrective" action. However, the KHSAA strongly encourages compliant schools to identify items for improvement (Column 1), activities to accomplish the improvement (Column 2) and a timetable for completion (Column 3) that will strengthen the athletic program.
3. You may copy this form as needed. Please attach corrective action plans along with audit forms and submit by April 15, 2007.

COLUMN 1 ITEM FOR CORRECTION/ IMPROVEMENT	COLUMN 2 SUGGESTED CHANGE/ ACTIVITIES	COLUMN 3 TIME TABLE FOR CORRECTIVE ACTION/ COMPLETION
New Softball Complex	Build New Softball Complex	Completed and will have competition on Spring 08
Playing surface on soccer/football stadium	Place artificial turf at stadium	Completed by Fall 07 or 08 seasons.
Practice space for support teams	Build High School size gym at Huntertown Elem.	Completed by Fall of 08.
Student Attendance at events	Lower student ticket prices to \$3	In place Fall of 06 and will continue.
Title IX Committee	Place one male and one female student on committee	In place before first meeting of 07-08 School Year.

Principal's Signature 

Date: 3-23-07

Corrective Action Status Report for 2005-2006

- 1. Gym Practice Time for Support Teams (Cheer and Dance) –** Huntertown Elementary has been secured for use by our support teams twice a week for each team which has greatly helped their programs and has allowed easier scheduling of the WCHS gym for athletic programs.
- 2. Weight Room Coach –** We did hire a weight room coach who was a teacher in the building and he established a clear schedule. The only problem that arose was when he had to leave and rejoin active duty with the military. Hopefully, he will be in place all year for the 2007-08 school year.
- 3. Student Athletic Card Program –** Students had access to purchase All Sports Passes for \$50 which gave them access to enter all regular season home events. The card would pay for itself just going to all home football games and a couple of soccer games. We sold over 200 hundred and hope to sell more in the future.
- 4. Revise Athletic Policies –** We have cleaned up grade check and tutoring procedures. This is an on going process which still needs to be cleaned up further and will be during the 2007-08 school year. The tweaks involve taking grades out of the computer system and requiring students with D's or F's to attend tutoring the following week. The Drug and Alcohol policy has been updated and is waiting for site base approval. The policy increases the suspension period for confirmed causes from 30% to 50% of the scheduled contests. The policy revisions were not equity issues but were general recommendations. Our policies have always been applied to male and female athletes equally.

WCHS Athletic Policy #16

Awards and Recognition

Athletic Program Banquets

All WCHS athletic programs shall conduct an awards and recognition banquet after the conclusion of their seasons. The banquet site and dinner shall be approved by the athletic department before arrangements are finalized. Upon invitation, a member of the administrative staff shall attend each team's banquet. Awards shall be given in an equitable manner for participation, statistics, academics, and special recognition.

Lettering Requirements

Athletes must participate in one third (33%) of the varsity contests and complete the season in order to receive a letter or bar from their athletic team. Exceptions for the completion of season provision will be granted for injured athletes. No letters or bars shall be given for JV or freshman participation. JV and freshman athletes will receive a certificate of participation.

Team Trophy Placement Requirements

1. Team trophies are to be displayed in the assigned areas of the cafeteria hallway trophy cases.
2. The assigning of space shall be equitable for all athletic programs.
3. All exceptions to the above requirements shall be approved through the athletic department.

Team Banner Requirements

1. Each team shall have at least one postseason banner provided by athletic department.
2. Additional banners must be purchased by individual teams and approved by the athletic department.
3. All additional banners shall be of similar style & color as to the athletic department provided banners.
4. A maximum number of three postseason banners (District, Region, State) can be approved.
5. Placement of banners will be determined by the athletic department.

Championship Team Picture Requirements

1. No team pictures shall be purchased or hung in any athletic facilities without prior approval of the athletic department.
2. The championship must occur in a KHSAA or KAPAS sanctioned sport or activity.
3. The team must be a regional or sectional champion that qualifies for state competition (ex: sectional champion in baseball, regional champ in swimming).
4. All state champions team picture shall be displayed.
5. A regional or sectional champion team picture will be no larger than 40 inches by 30 inches.
6. A state or national champion team picture will be no larger than 4 feet by 8 feet.
7. The athletic director will determine the location of championship team pictures.
8. All team pictures will be professionally done, in good taste, and approved by athletic department.
9. The championship team shall bear costs of development, hanging, or removal of team picture.
10. Due to limited gym space, regional championship pictures may be removed to an alternative location (i.e. the cafeteria) as determined by the Athletic Director.

Senior Night Recognition

1. Each senior athlete will receive an information sheet from his or her coach.
2. Coaches are responsible for ensuring the announcer has appropriate information.
3. Coaches may include a maximum **two-minute** audio message or special remark from each senior.

4. Coaches will decide if athletes will be recognized before or at halftime of the contest.
5. Teams will have 15 minutes at halftime or 30 minutes before the game to complete their senior night activities.
6. Cheerleaders, Dance Team, and Band members will be recognized one time during the school year. The Band will have their senior night during the football season. The Cheerleaders and Dance Team will be recognized during basketball season.

These procedures are necessary to make sure everyone has adequate time to recognize their seniors and maintain compliance within the KHSAA guidelines.